



# Z110DI

## SELF-POWERED, HIGH-ISOLATION, DUAL-CHANNEL GALVANIC ISOLATOR

### Highlights

- Loop power supply
- Galvanic isolation 3 kV<sub>ac</sub>
- Accuracy class 0.05%
- Response time < 1 ms
- Extended temperature range -25..70°C



SENECA Z110DI is a dual-channel analog converter designed to ensure electrical isolation and precise, safe signal retransmission. Powered by the input loop, the device offers 3,000 V<sub>rms</sub> isolation. It features two channels on both the input and output sides, compatible with standard 4..20 mA current signals, and boasts an accuracy class of 0.05%, with a response time of less than 1 ms. Its operating temperature range is -25°C to +70°C.

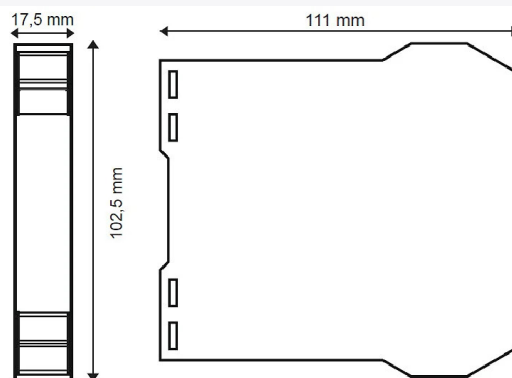
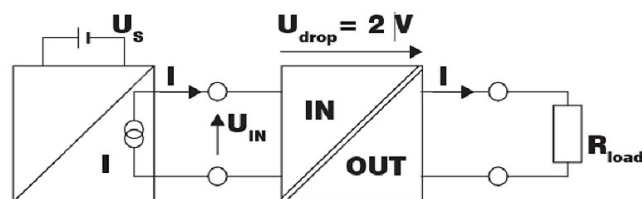
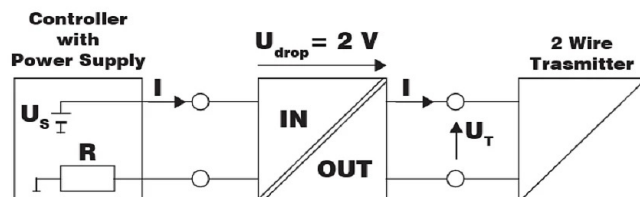
The device is ideal for various industrial applications, including isolating signals from sensors with 4-20 mA current output, interfacing with actuators equipped with 4-20 mA current input, and creating isolation barriers in environments with high electrical noise. It is also suitable for applications requiring high signal accuracy and stability, ensuring reliability and quality in data transmission.


**TECHNICAL DATA**

Power supply	Self-powered from input loop
Isolation	3 kVac
Protection degree	IP20
Accuracy class	0.05%
Thermal drift	<10 ppm
Housing	Nylon 6 with 30% glass fiber
Mounting	35 mm DIN guide (IEC/EN 60175)
Dimension	17.5 x 100 x 112 mm
Weight	100 g
Operating temperature	-25...+70°C
Connections	Removable screw terminals 2.5 mm <sup>2</sup>
Input channels	2
Type of Input channels	CURRENT 4...20 mA
Output channels	2
Type of Output channels	CURRENT 4...20 mA
Norms	EN 61000-6-4, EN 61000-6-2, EN 61010-1
Approvals	CE, UKCA

**ORDER CODES**

Z110DI	Self-powered, high-isolation, dual-channel galvanic isolator
--------	--

**MODULE SIZE LAYOUT**

**OPERATING MODE - INPUT SIGNAL PROCESSING AND ISOLATED OUTPUT RETRANSMISSION**

**OPERATING MODE - LOOP POWER SUPPLY WITH INPUT SIDE CURRENT MEASUREMENT**

**APPLICATION EXAMPLE**
**ISOLATION OF TWO 4...20mA SIGNALS RETRANSMITTED TO THE PLC**
